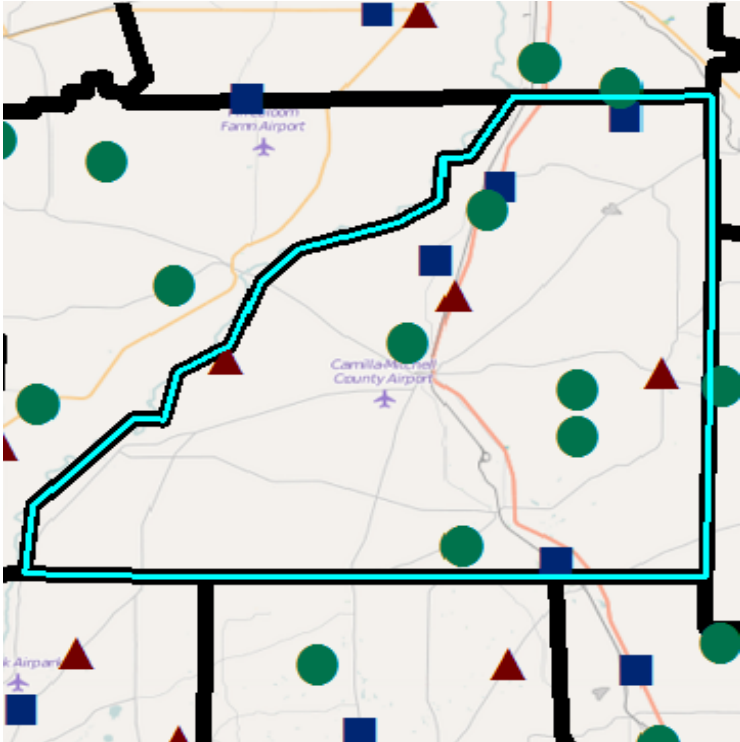




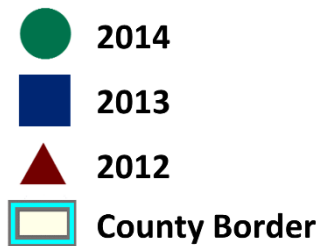
# Georgia Traffic Safety Facts Mitchell County

## 2012 – 2014 Fatal Crashes



## County Trends 2010 - 2014

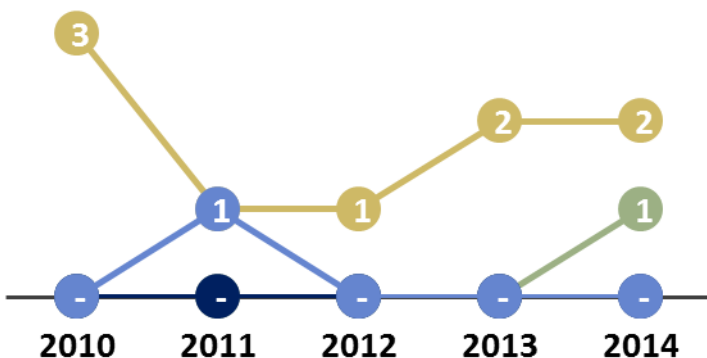
	2010	2011	2012	2013	2014
Fatalities	6	3	3	4	5
Injuries	176	160	175	173	172
Crashes	302	394	356	400	373



The map shows the location of fatal crashes from 2012-2014. Only 1,073 out of 1,080 fatal crashes that occurred in 2014 have recorded latitude/longitude coordinates in the state of Georgia. Please note that there can be more than one fatality per fatal crash.

## Fatality Types

- Alcohol-Related
- Pedestrian
- Motorcyclists
- Speed-Related



## 2014 Fatalities by Restraint Use

